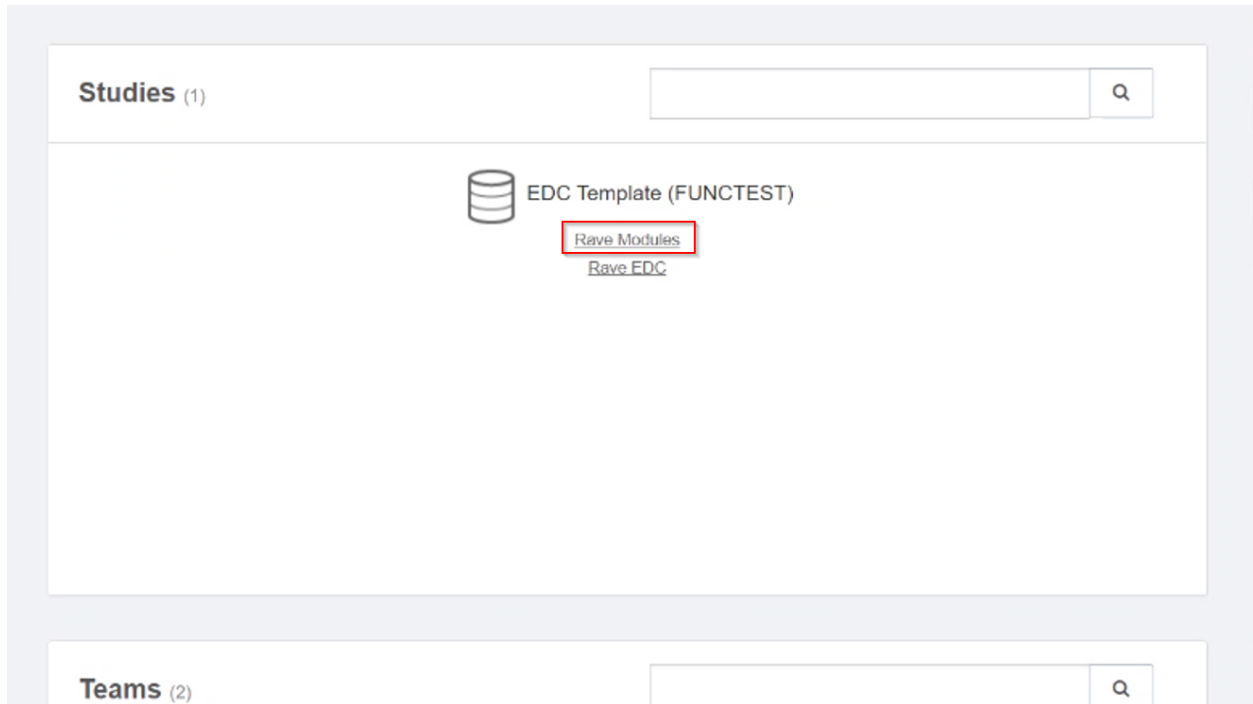


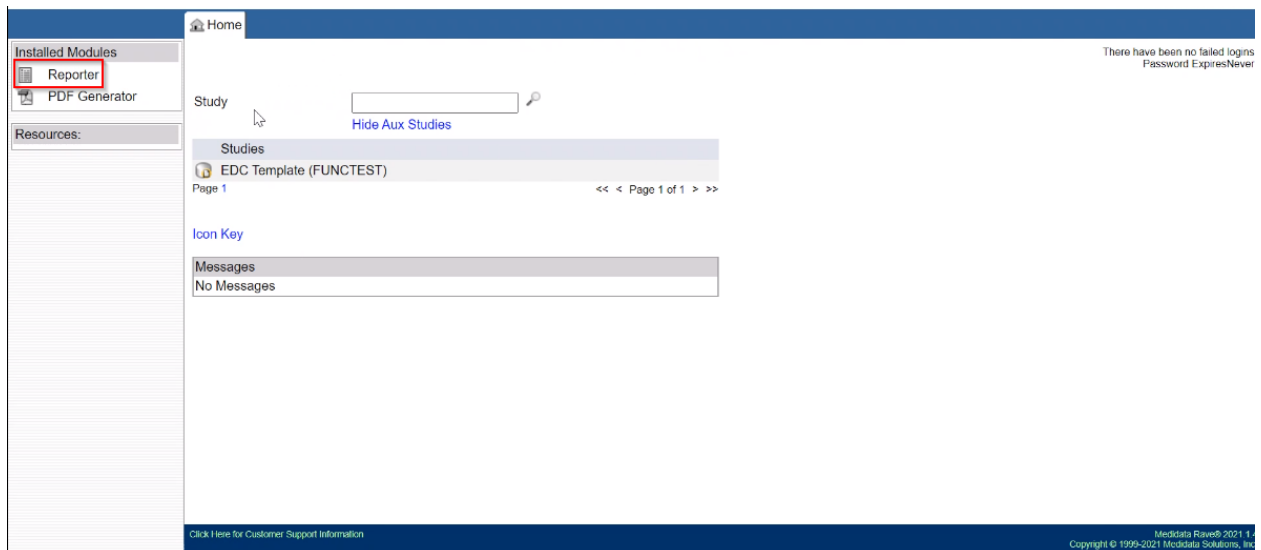
Creating Data Listing Reports

Data listing reports contain all the data associated with a study form (such as Enrollment or Adverse Events).

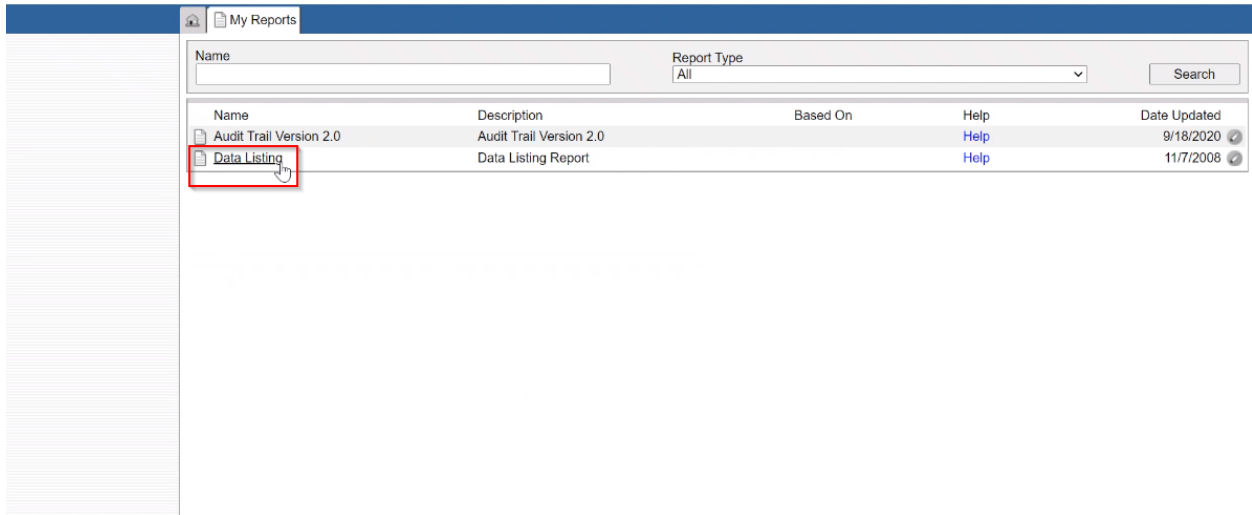
After logging into Rave, navigate to the relevant study and select its **Rave Modules** link.



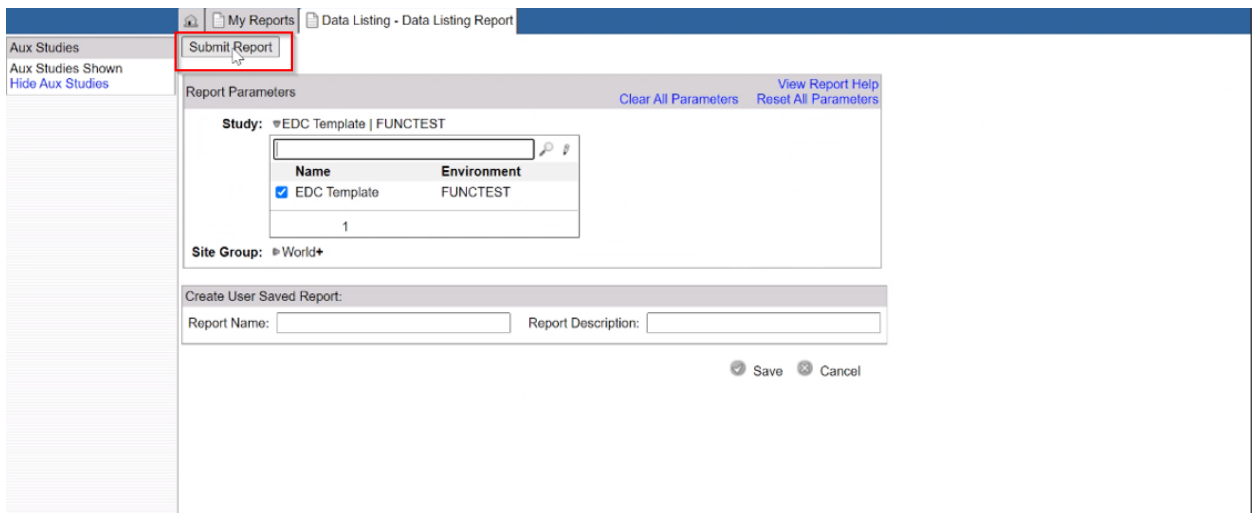
This will direct the user to the Rave Modules Home screen. Select **Reporter** in the **Installed Modules** bar to the left of the screen.



The **My Reports** tab will then open. It lists the reports that belong to the study. Click on the **Data Listing** report link.



A new tab will appear, displaying the relevant study name and environment. Select the **Submit Report** button at the top.



This will produce a new report window. Choose "Clinical Views" as the **Data Source** from the dropdown list.



Data Listings Report - EDC Template (DEV)

Data Source:

After the data source is selected, **Form** and **Rows per page** fields will appear. Click on the **Form** dropdown and select the desired form. In this instance, all data associated with the Adverse Events form will be generated. The number of rows to be displayed in each page of the report is an optional field.

Then, click on the **Run** button to create a data listing report.

This generates a list of all the data in the chosen form.

project	studyid	Subject	Site	SiteNumber	SiteGroup	InstanceName	InstanceRepeatNumber	FolderName	DataPageName	RecordPosition	SaveTS	StudyEnvSiteNumber	COURSE_NUM
EDC Template	865	1	TEST T1	World	Ongoing	0	Ongoing	Adverse Events	1	10/22/2021 12:59:15 PM	T1		
EDC Template	865	1	TEST T1	World	Ongoing	0	Ongoing	Adverse Events	2	10/13/2021 1:40:36 PM	T1		
EDC Template	865	1	TEST T1	World	Ongoing	0	Ongoing	Adverse Events	3	10/13/2021 1:52:34 PM	T1		
EDC Template	865	1	TEST T1	World	Ongoing	0	Ongoing	Adverse Events	4	10/13/2021 1:42:27 PM	T1		
EDC Template	865	1	TEST T1	World	Ongoing	0	Ongoing	Adverse Events	5	10/13/2021 1:52:34 PM	T1		

To download the report as an Excel CSV file, scroll to the bottom of the list and keep the default values for **File type**, **Export type** and **Separator**. Then click on the **Download File** button to export the Excel report.

EDC Template	865	1010001	BO TEST	BO TEST	World	Ongoing	0	Ongoing	Adverse Events	14	10/7/2021 1:49:28 PM	BO TEST
EDC Template	865	1010001	BO TEST	BO TEST	World	Ongoing	0	Ongoing	Adverse Events	15	10/7/2021 1:49:28 PM	BO TEST

File type

Export type

Separator

Save as Unicode:

Download File

Save the report in a folder.

The image shows a Windows file explorer window with a 'Save' dialog box open. The file name is 'EDC_Template_8050' and the save type is 'Microsoft Excel Comma Separated Values File'. The 'Save' button is highlighted with a red box. In the background, a table of data is visible, showing columns for 'Ongoing', 'Adverse Events', and 'BO TEST'.

All the fields and data associated with the chosen form can be seen in the downloaded Excel CSV file.

	A	B	C	D	E	F	G	H	I	J	K	L	M	N	O	P	Q	R	S	
1	project	studyid	Subject	Site	SiteNum	SiteGroup	InstanceN	InstanceR	FolderNan	DataPage	RecordPo	SaveTS	StudyEnv	S	COURS_NI	COURS_NI	COURS_D	COURS_D	AE_ONSET_DT	AE_ONSE
2	EDC Temp	865	1 TEST	T1	World	Ongoing	0	Ongoing	Adverse E	1	10/22/2021 12:59	T1							10/22/2021 0:00	22-Oct-21
3	EDC Temp	865	1 TEST	T1	World	Ongoing	0	Ongoing	Adverse E	2	10/13/2021 13:40	T1							10/2/2021 0:00	2-Oct-21
4	EDC Temp	865	1 TEST	T1	World	Ongoing	0	Ongoing	Adverse E	3	10/13/2021 13:52	T1							10/1/2021 0:00	1-Oct-21
5	EDC Temp	865	1 TEST	T1	World	Ongoing	0	Ongoing	Adverse E	4	10/13/2021 13:42	T1							10/1/2021 0:00	1-Oct-21
6	EDC Temp	865	1 TEST	T1	World	Ongoing	0	Ongoing	Adverse E	5	10/13/2021 13:52	T1							10/1/2021 0:00	1-Oct-21
7	EDC Temp	865	1010001	BO TEST	BO TEST	World	Ongoing	0	Ongoing	Adverse E	1	10/7/2021 13:49	BO TEST		1	15	15		8/2/2021 0:00	2-Aug-21
8	EDC Temp	865	1010001	BO TEST	BO TEST	World	Ongoing	0	Ongoing	Adverse E	2	10/7/2021 13:49	BO TEST		2	15	15		8/11/2021 0:00	#####
9	EDC Temp	865	1010001	BO TEST	BO TEST	World	Ongoing	0	Ongoing	Adverse E	3	10/7/2021 13:49	BO TEST						8/11/2021 0:00	#####
10	EDC Temp	865	1010001	BO TEST	BO TEST	World	Ongoing	0	Ongoing	Adverse E	4	10/7/2021 13:49	BO TEST						8/10/2021 0:00	#####
11	EDC Temp	865	1010001	BO TEST	BO TEST	World	Ongoing	0	Ongoing	Adverse E	5	10/7/2021 13:49	BO TEST						8/10/2021 0:00	#####
12	EDC Temp	865	1010001	BO TEST	BO TEST	World	Ongoing	0	Ongoing	Adverse E	6	10/7/2021 13:49	BO TEST						8/2/2021 0:00	2-Aug-21
13	EDC Temp	865	1010001	BO TEST	BO TEST	World	Ongoing	0	Ongoing	Adverse E	7	10/7/2021 13:49	BO TEST						8/25/2021 0:00	#####
14	EDC Temp	865	1010001	BO TEST	BO TEST	World	Ongoing	0	Ongoing	Adverse E	8	10/7/2021 13:49	BO TEST						8/4/2021 0:00	4-Aug-21
15	EDC Temp	865	1010001	BO TEST	BO TEST	World	Ongoing	0	Ongoing	Adverse E	9	10/7/2021 13:49	BO TEST						8/10/2021 0:00	#####
16	EDC Temp	865	1010001	BO TEST	BO TEST	World	Ongoing	0	Ongoing	Adverse E	10	10/7/2021 13:49	BO TEST						8/10/2021 0:00	#####
17	EDC Temp	865	1010001	BO TEST	BO TEST	World	Ongoing	0	Ongoing	Adverse E	11	10/7/2021 13:49	BO TEST						8/26/2021 0:00	#####
18	EDC Temp	865	1010001	BO TEST	BO TEST	World	Ongoing	0	Ongoing	Adverse E	12	10/7/2021 13:49	BO TEST						8/9/2021 0:00	9-Aug-21
19	EDC Temp	865	1010001	BO TEST	BO TEST	World	Ongoing	0	Ongoing	Adverse E	13	10/7/2021 13:49	BO TEST						8/3/2021 0:00	3-Aug-21
20	EDC Temp	865	1010001	BO TEST	BO TEST	World	Ongoing	0	Ongoing	Adverse E	14	10/7/2021 13:49	BO TEST						8/13/2021 0:00	#####
21	EDC Temp	865	1010001	BO TEST	BO TEST	World	Ongoing	0	Ongoing	Adverse E	15	10/7/2021 13:49	BO TEST						8/9/2021 0:00	9-Aug-21
22	EDC Temp	865	1010001	BO TEST	BO TEST	World	Ongoing	0	Ongoing	Adverse E	16	10/7/2021 13:49	BO TEST						8/5/2021 0:00	5-Aug-21